

SINGLE GANG REMOTE PLATES


MODEL RP- 31

SATIN STAINLESS STEEL PLATE WITH FOUR .25 DIA. RED LEDS, 12 VDC

MODEL RP- 32

FOUR .25 DIA. GREEN LEDS, 12 VDC

LEDS AVAILABLE FOR 24 VDC
LED CURRENT DRAW
12 VDC 8 MA, 24 VDC 12 MA




MODEL RP- 49

SATIN STAINLESS STEEL PLATE WITH ONE D.P.D.T. ALTERNATE ACTION, FA-200 SHUNT SWITCH, CONTACTS RATED 2 A., INDICATOR CHANGES FROM BLACK TO ORANGE .75 DIA, "D" HOLE FOR ACE LOCK

OPTION

MOMENTARY ACTION FA-200 SWITCH



MODEL RP- 33

SATIN STAINLESS STEEL PLATE WITH .25 DIA. RED, YELLOW, GREEN LEDS, 12VDC, .75 DIA. "D" HOLE FOR ACE LOCK

MODEL RP- 34

DOUBLE "D" HOLE FOR MEDECO LOCK

LEDS AVAILABLE FOR 24 VDC
LED CURRENT DRAW



MODEL RP- 46P/F/M 3 COLORS

SATIN STAINLESS STEEL PLATE WITH THREE D.P.D.T. ALTERNATE ACTION FA-200 SHUNT SWITCHES, SILK- SCREENED "POLICE", "FIRE", "MEDICAL" IN THREE COLORS WITH CORRESPONDING SYMBOLS

MODEL RP-46 P/F/M

SILK - SCREENED IN BLACK ONLY

OPTIONS

WHITE, IVORY OR BRASS FINISH



MODEL RP- 35

SATIN STAINLESS STEEL PLATE WITH .25 DIA. RED, YELLOW, GREEN LEDS, 12 VDC, NORMALLY- OPEN, FLUSH WHITE PUSHBUTTON, CONTACTS RATED .5 A.

LEDS AVAILABLE FOR 24 VDC
LED CURRENT DRAW




MODEL RP- 50

SINGLE GANG STAIN STAINLESS STEEL PLATE ALUMINUM BACK PLATE WITH "D" HOLE FOR ACE LOCK, NORMALLY- CLOSED TAMPER SWITCH, .25 DIA. RED, GREEN LED 12 VDC

MODEL RP- 50M

DOUBLE "D" HOLE FOR MEDECO LOCK

LEDS AVAILABLE FOR 24 VDC
LED CURRENT DRAW
12 VDC 8 MA, 24 VDC 12 MA



MODEL RP- 44

SATIN STAINLESS STEEL PLATE WITH ONE D.P.D.T. SHUNT SWITCH, CONTACTS RATED 2 A.

MODEL RP- 45

TWO FA-200 SHUNT SWITCHES

MODEL RP- 46

THREE FA-200 SHUNT SWITCHES

MODEL RP- 47

FOUR FA-200 SHUNT SWITCHES

MODEL RP- 48

SIX FA-200 SHUNT SWITCHES



MODEL WP- 4

WEATHER-PROOF REMOTE STATION, HINGED SELF-CLOSING COVER, RED GREEN LEDS, 12 VDC, "D" HOLE FOR ACE LOCK

WP- 6

DOUBLE "D" HOLE FOR MEDECO LOCK

LEDS AVAILABLE FOR 24 VDC
LED CURRENT DRAW
12 VDC 8 MA, 24 VDC 12 MA

